

Diamond Wrap

The Diamond Wrap is probably the easiest pattern to wrap. This and the chevron is what most people start with. They are also bases for a number of other wraps.

Figure 1 - I start with the color I want at the center of the diamond and wrap a cross over the center line.

Figures 2-4 - Next I wrap the next color (represented with yellow) around the cross I created. I wrap on top of the cross up and to the left and then down and to the right. Then I wrap on the bottom of the cross up and to the left and down and to the right. I continue this pattern with different colors until the desired diamond is complete

Figure 1

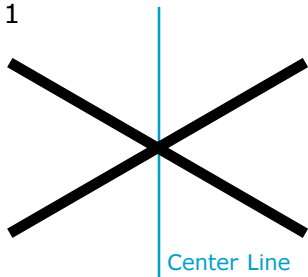


Figure 2




Figure 3




Figure 4

